

Rosenheim, 01.06.2019

Information über gesellschaftsrechtliche Änderung Information about change in corporate legal status

Zum 1. Juni 2019 wurde das Geschäftsfeld "Broadcast" der KATHREIN SE (vormals KATHREIN-Werke KG) auf die KATHREIN Broadcast GmbH übertragen.

Die neuen Firmendaten lauten ab 01.06.2019 wie folgt:

**KATHREIN Broadcast GmbH
Ing.-Anton-Kathrein-Str. 1 - 7
83101 Rohrdorf, Deutschland**

**Steuer Nr.: 156/117/31113
UST-Ident-Nr.: DE 323 189 785
Handelsregister Traunstein: HRB 27745**

E-Mail: broadcast@kathrein.de
www.kathrein-bca.com

As of 1st June 2019, KATHREIN SE's (formerly KATHREIN-Werke KG) business unit "BROADCAST" has been transferred to KATHREIN Broadcast GmbH.

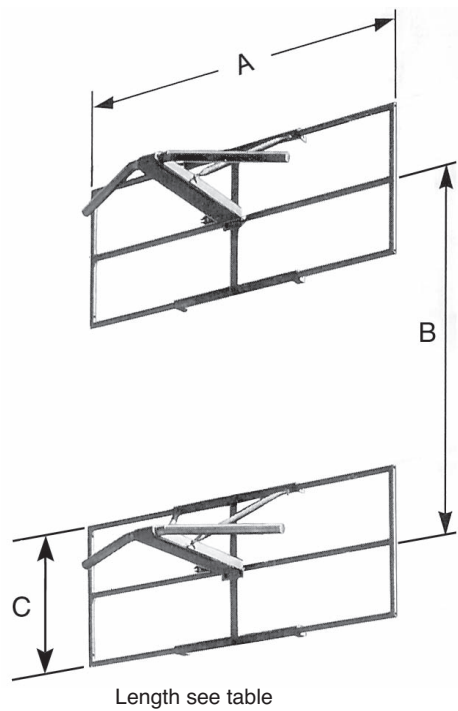
From 1st June 2019, the new company data are:

**KATHREIN Broadcast GmbH
Ing.-Anton-Kathrein-Str. 1 - 7
83101 Rohrdorf, Germany**

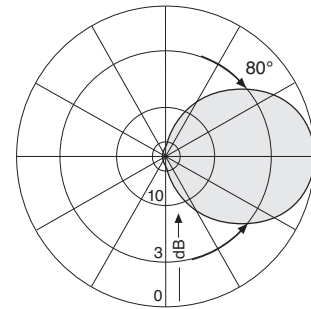
**Tax Payer's ID No.: 156/117/31113
VAT Reg. No.: DE 323 189 785
Commercial Register Traunstein: HRB 27745**

E-Mail: broadcast@kathrein.de
www.kathrein-bca.com

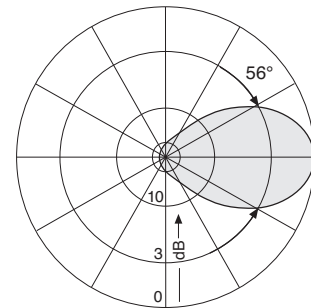
- Especially suitable for triangular and round masts.



Radiation Patterns
(at mid-band)



Horizontal Radiation Pattern



Vertical Radiation Pattern

Order No.	602037 K5234817	602038 K5234827	602039 K5234837	602040 K5234847	602041 K5234857	602042 K5234867
Input	2 x 7-16 female					
Max. power	6 kW					
Frequency	47 – 54 MHz	54 – 61 MHz	60 – 68 MHz	66 – 72 MHz	76 – 82 MHz	82 – 88 MHz
Channel	2	3	4	4	5	6
System B, Europa System M, N, America		2	3			
VSWR	< 1.15					
Gain (at mid-band)	7 dBd					
Impedance	50 Ω					
Polarization	Horizontal					
Weight	148 kg	137 kg	125 kg	117 kg	103 kg	97 kg
Wind load in kN (at 160 km/h)						
frontal	2.50	2.20	2.00	1.85	1.60	1.45
lateral	1.30	1.20	1.10	1.00	0.90	0.85
Max. wind velocity	225 km/h					
Dimensions in mm						
A	3360	2960	2640	2470	2165	2015
B	3200	2800	2500	2340	2040	1900
C	1330	1180	1060	995	875	820

Material:	Hot-dip galvanized steel. Radome: Fiberglass.
Mounting:	Mounting hardware and mounting dimensions upon request.
Grounding:	Via mounting parts.
Scope of supply:	Antenna consisting of two half-wave dipoles with reflector screens.
Special features:	The antenna is shipped dismantled.
Ice protection:	Even under icy conditions the antenna keeps operating due to the radomes covering the feed areas.
Combinations:	The antenna is especially suitable as a component in arrays to achieve various radiation patterns. Particularly for triangular and round masts.

936.4505 Subject to alteration.

Please note:

As a result of more stringent legal regulations and judgements regarding product liability, we are obliged to point out certain risks that may arise when products are used under extraordinary operating conditions.

The mechanical design is based on the environmental conditions as stipulated in ETS 300 019-1-4 and thereby respects the static mechanical load imposed on an antenna by wind at maximum velocity.

Extraordinary operating conditions, such as heavy icing or exceptional dynamic stress (e.g. strain caused by oscillating support structures), may result in the breakage of an antenna or even cause it to fall to the ground.

Cylindrical bodies can show crosswind response, which can cause the supporting structure to oscillate and to be damaged. Prismatic bodies, even with non-circular cross-section can show crosswind response, which can cause the supporting structure to oscillate (see EN 1991-1-4 or EN 1993-3-1).

These facts must be considered during the site planning process.

The maximum wind velocities listed should be understood in the sense of working values according to DIN and EN standards. These values include a safety factor (1.5) below the ultimate limit state (elastic limit or permanent deformation). For these wind velocities we guarantee the mechanical safety and the electrical integrity of our antennas.

The installation team must be properly qualified and also be familiar with the relevant national safety regulations. The details given in our data sheets have to be followed carefully when installing the antennas and accessories. The limits for the coupling torque of RF-connectors, recommended by the connector manufacturers must be obeyed.

Any previous datasheet issues have now become invalid.

Our quality assurance system and our environmental management system apply to the entire company and are certified by TÜV according to EN ISO 9001 and EN ISO 14001.

