

Rosenheim, 01.06.2019

Information über gesellschaftsrechtliche Änderung Information about change in corporate legal status

Zum 1. Juni 2019 wurde das Geschäftsfeld "Broadcast" der KATHREIN SE (vormals KATHREIN-Werke KG) auf die KATHREIN Broadcast GmbH übertragen.

Die neuen Firmendaten lauten ab 01.06.2019 wie folgt:

**KATHREIN Broadcast GmbH
Ing.-Anton-Kathrein-Str. 1 - 7
83101 Rohrdorf, Deutschland**

**Steuer Nr.: 156/117/31113
UST-Ident-Nr.: DE 323 189 785
Handelsregister Traunstein: HRB 27745**

E-Mail: broadcast@kathrein.de
www.kathrein-bca.com

As of 1st June 2019, KATHREIN SE's (formerly KATHREIN-Werke KG) business unit "BROADCAST" has been transferred to KATHREIN Broadcast GmbH.

From 1st June 2019, the new company data are:

**KATHREIN Broadcast GmbH
Ing.-Anton-Kathrein-Str. 1 - 7
83101 Rohrdorf, Germany**

**Tax Payer's ID No.: 156/117/31113
VAT Reg. No.: DE 323 189 785
Commercial Register Traunstein: HRB 27745**

E-Mail: broadcast@kathrein.de
www.kathrein-bca.com

Polarization

H

V

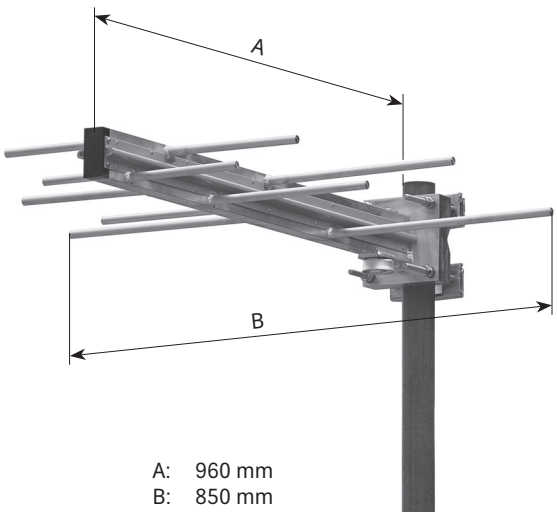
- Logarithmic-periodic broadband directional antenna.

Order No.	75010242
Input	7-16 female
Max. power	2 kW
Frequency range	174-240 MHz
VSWR	174-230 MHz: ≤ 1.25 230-240 MHz: ≤ 1.3
Gain (at mid-band)	5 dBd
Impedance	50 Ω
Polarization	Horizontal or vertical
Weight	10 kg
Wind load (at 160 km/h)	Frontal: 100 N Lateral: 190 N
Max. wind velocity	225 km/h

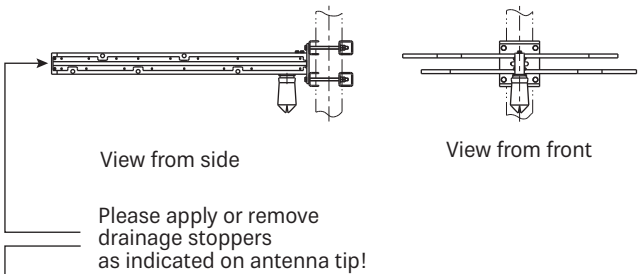
Material: Hot-dip galvanized steel.

Mounting: To pipes of 40-95 mm diameter by means of mounting clamps, supplied.

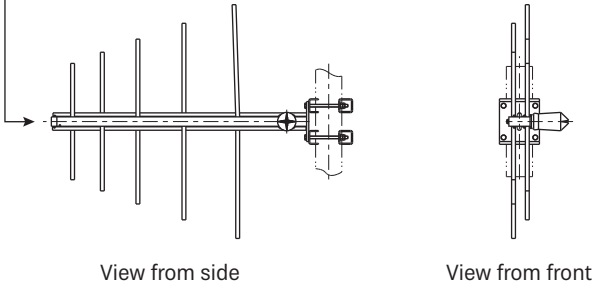
Grounding: The inner conductor is DC grounded.



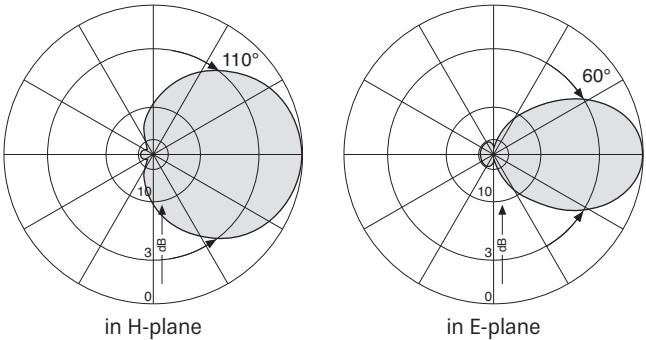
Installation: Horizontal Polarization



Installation: Vertical Polarization



Radiation Patterns (at mid-band)



936.3557h | Subject to alteration.

Please note:

As a result of more stringent legal regulations and judgements regarding product liability, we are obliged to point out certain risks that may arise when products are used under extraordinary operating conditions.

The mechanical design is based on the environmental conditions as stipulated in ETS 300 019-1-4 and thereby respects the static mechanical load imposed on an antenna by wind at maximum velocity.

Extraordinary operating conditions, such as heavy icing or exceptional dynamic stress (e.g. strain caused by oscillating support structures), may result in the breakage of an antenna or even cause it to fall to the ground.

Cylindrical bodies can show crosswind response, which can cause the supporting structure to oscillate and to be damaged. Prismatic bodies, even with non-circular cross-section can show crosswind response, which can cause the supporting structure to oscillate (see EN 1991-1-4 or EN 1993-3-1).

These facts must be considered during the site planning process.

The maximum wind velocities listed should be understood in the sense of working values according to DIN and EN standards. These values include a safety factor (1.5) below the ultimate limit state (elastic limit or permanent deformation). For these wind velocities we guarantee the mechanical safety and the electrical integrity of our antennas.

The installation team must be properly qualified and also be familiar with the relevant national safety regulations.

The details given in our data sheets have to be followed carefully when installing the antennas and accessories.

The limits for the coupling torque of RF-connectors, recommended by the connector manufacturers must be obeyed.

Any previous datasheet issues have now become invalid.

Our quality assurance system and our environmental management system apply to the entire company and are certified by TÜV according to EN ISO 9001 and EN ISO 14001.

